

## 1100-500 Belmont 2561 Water Update Kit

This update kit provides individual water relay valves for each handpiece position. Diagrams 1 and 2 display the **original** schematic and configuration. Diagrams 3 and 4 reflect the required changes.




Diagram 1  
Single Water relay with check valves

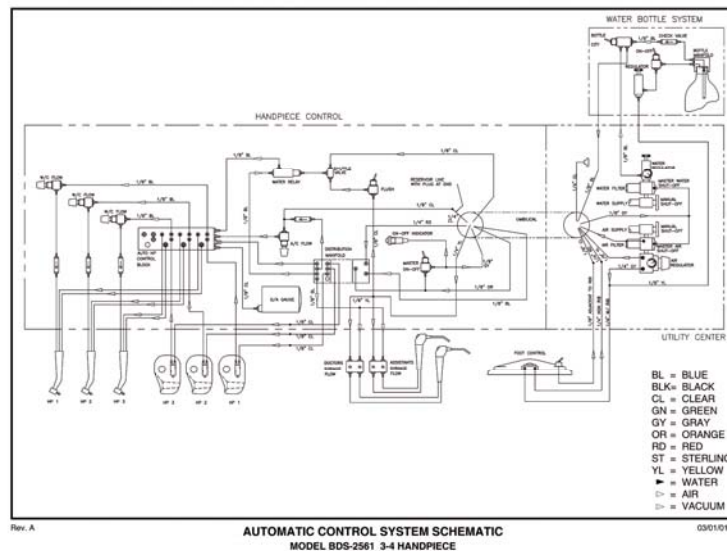


Diagram 2  
Original Schematic


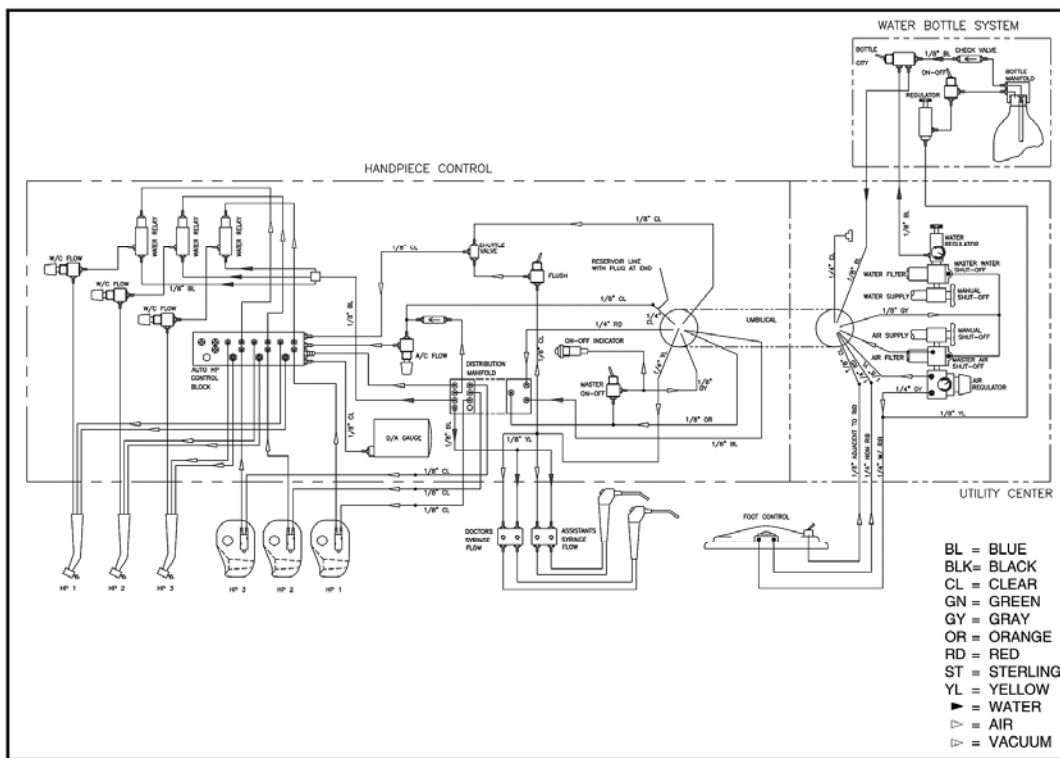


Diagram 3  
With 3 water relay valves and no check valves



Rev. B

**AUTOMATIC CONTROL SYSTEM SCHEMATIC**  
MODEL BDS-2561 3-4 HANDPIECE

12/04/06

Diagram 4  
Revised schematic, with 3 water relays and removed check valves.