



X-CALIBUR V
B50N Dental Chair

■ B50N

Dental Chair

Optimal levels of reliability, durability, and patient comfort.

Positioning Access

Accompanying a standard foot control, B50N includes integrated positioning controls, sealed into the backrest, that is easy to clean and accessible from the doctors and assistants side of the chair.

Chair Capabilities

With a thin and narrow backrest, operators gain superb access to each patient, resulting in a better working posture and a more comfortable working experience. With its contoured shape, the dual axis headrest cradles the occipital bone and permits operators to tilt the patient's head forward and back, for greater access to the upper and lower arches.



Foot Control Function

Foot control is standard with the chair and includes manual positioning adjustment, two preset positions, last position and auto-return. This hands-free device permits operators to position patients in the ideal treatment position.

Seat Movement

Seat movement is accomplished with the reliable Belmont electro-hydraulic system. Locking seat swivel permits operators to manually position patient orientation for best access to the patient oral cavity.

Style Options



Available in four different styles in the choice of Belmont's Standard Vinyl or Ultraleather® colors:

- **NPSL** - Plush with Slings
- **NPWB** - Plush without Slings
- **NSSL** - Standard with Slings
- **NSWB** - Standard without Slings



Adaptability

Seat height ranges from 13-3/8" to 28-3/8"

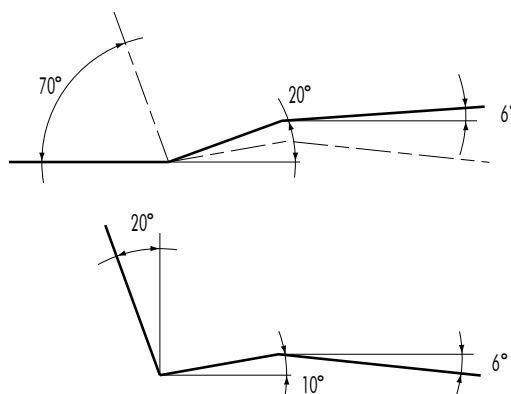
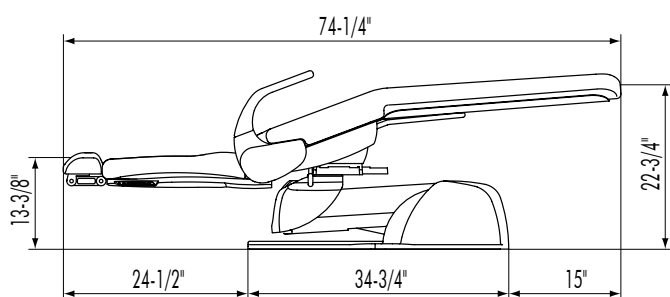
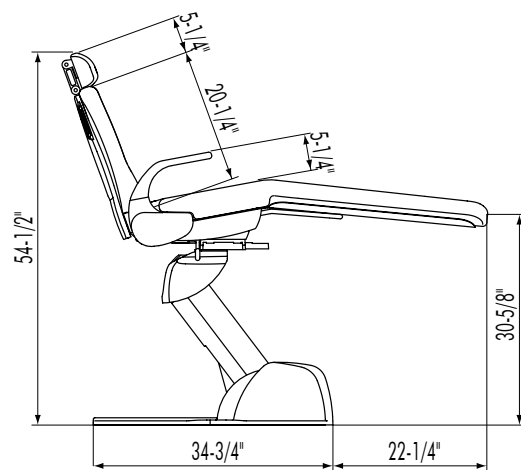
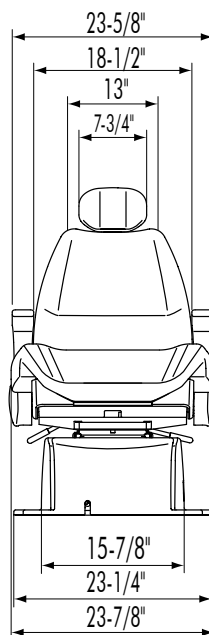
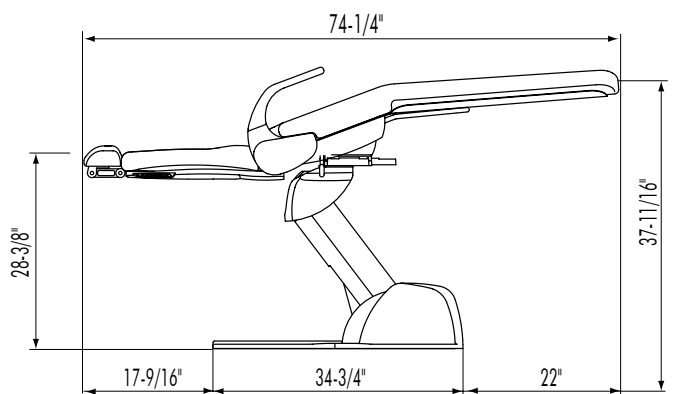
Removable Slings

Slings are removable for easy cleaning or for closer access to patients.

Optional Seat Positioning Touchpad

Additional seat positioning controls can be ordered for the chair or can be added as a part of the delivery system.





SPECIFICATIONS

Lifting / Lowering Mechanism:	Hydraulic, Cantilever type
Minimum Height:	13-3/8"
Maximum Height:	28-3/8"
Chair Rotation Angle:	30° Left / 30° Right of Centerline
Seat Position:	Microcomputer control. Two Preset Positions, Last Position & Auto-return
Seat Tilting:	10° - 20°, synchronized with backrest
Headrest:	Dual axis type
Safety Shut-off Plate:	Under the main link
Emergency Stop:	Any switch can cancel chair movement

Belmont Equipment
101 Belmont Drive
Somerset, NJ 08873
(800) 223-1192
www.belmontequip.com

Takara Company Canada Ltd.
2076 South Sheridan Way
Mississauga, ON
L5J 2M4, Canada
(800) 268-5351
dental.takarabelmont.ca

Belmont
Delivering Value in Quality

@BelmontEquipUS

