



# Q3300

## Select Dental Chair Package

---

**Better patient care  
starts with a better patient chair.**




**Q3300**  
Dental Chair

**Evogue Traditional**  
Delivery System

**Bel Nova**  
Dental Light

Scan for other brochures



# **Better patient care starts with a better patient chair.**

## **Optimal Comfort, Practitioner Efficiency.**

The EVOGUE Q3300 Dental Chair is more than just a chair — it's a partner in delivering superior care. Designed for optimal patient comfort and practitioner efficiency, it offers advanced ergonomics and intuitive controls in a sleek, modern design.

**Be**

**Q3300**

**Dental Chair**






**A Patient-Centric Chair to  
Access Better Patient Care Better.**

The Q3300 Dental Chair improves patient well-being with a slim, narrow backrest for ideal access and relaxation. Its intuitive controls simplify adjustments for practitioners, increasing efficiency and enabling greater concentration on patient care. With smooth hydraulics and effortless chair rotation, this chair streamlines procedures. Upholstery designed for comfort and elegance enhances the Q3300, making it the ideal fusion of functionality and style for your practice.



## Convenient Swivel Controls.

Each chair features convenient seat rotation controls, which are strategically placed on the backrest for easy access. This thoughtful design enables effortless adjustment of the seat orientation, allowing the dentist to seamlessly swivel the patient during treatments and procedures. The swift controls of this chair provides the necessary flexibility to achieve better patient positioning, leading to improvements in overall workflow optimization and treatment efficiency.



## Oral Cavity Access.

The dual-articulation mechanism of the Belmont headrest enables precise adjustments, providing optimal neck and head support to enhance patient comfort throughout a variety of dental procedures, especially beneficial for longer treatments. Additionally, it improves dentist access and visibility, improving efficiency and contributing to overall treatment success.



### **Reassuring Qualities.**

The user-friendly arm rotation feature facilitates smoother patient entry and exit, alleviating strain for both patients and dental staff. Designed to endure frequent use while ensuring stability, these arms are ideal for accommodating patients of all ages and mobility levels.



### **Optimal Access.**

The Q3300 chair's thin, narrow backrest is designed for optimal dentist access to the patient's oral cavity, ensuring precise and effortless procedures. Its streamlined design promotes closer positioning, reducing strain on the dentist and improving ergonomic access for both routine and complex dental work.





Plush wide

Seamless wide

Plush narrow

Seamless narrow

**Thoughtfully designed  
with your needs in mind.**

Crafted to meet the highest standards of modern dentistry, our chairs offer four distinct styles, each tailored to your unique clinical environment and comfort needs. Each style is thoughtfully designed to cater to the unique ergonomic and aesthetic needs of today's dental practices.



Belmont  
**CHAIRLOVE**

**The center of  
their success.**


At the heart of every successful dental practice stands more than just a chair—it's a trusted partner in your journey to provide exceptional care.

Meet the EVOGUE Q3300 dental chair, designed to be more than just a piece of furniture. It's an integral part of your practice's success story. Serving as a steadfast companion, it embodies trust and dependability, standing as a symbol of your commitment to excellence. Its sleek, slender backrest goes beyond aesthetics, offering unmatched access to the treatment area, ensuring every angle is effortlessly reachable.

With the Q3300 dental chair's synchronized backrest and leg rest reclining motion, patients are gently guided into the optimal treatment position. This sets the tone for a comfortable atmosphere of care. The chair's seamless rotation feature not only saves precious time during treatments but also streamlines workflows, enhancing precision and gentleness of care.

For generations, Belmont has created dependable dental chairs that serve as the cornerstone of successful practices. Upholding unwavering standards of care is vital to cultivating a loyal patient base and a thriving practice. The Q3300 is more than just a chair, it embodies a commitment to a higher standard of care. With the Q3300 by your side, rest assured in your ability to provide your patients with the pinnacle of comfort and care, bolstering your practice for years to come.

# Belmont Quality.



## Assured Quality.

Our commitment to superior quality and performance is evident in the manufacturing of our hydraulic cylinders, vital components in our dental chairs. These cylinders undergo meticulous engineering to deliver smooth, precise movements crucial for patient comfort and effective procedures, meeting the industry's highest standards. Since the 1970s, only chairs that have passed our rigorous 100,000-cycle durability test have been produced, ensuring long-lasting performance in dental offices worldwide.

Our hydraulic system operates with fewer components, minimizing the risk of malfunctions and ensuring consistent quality over time. Unlike many in the industry who rely on outsourced parts, we manufacture every component ourselves, guaranteeing the highest precision and quality. From minor fittings to critical elements like the hydraulic cylinder, each piece is crafted in-house, ensuring unmatched quality and reliability. This dedication reinforces Takara Belmont's reputation as a global leader in dental equipment, known for seamlessly blending innovation and tradition in every product.



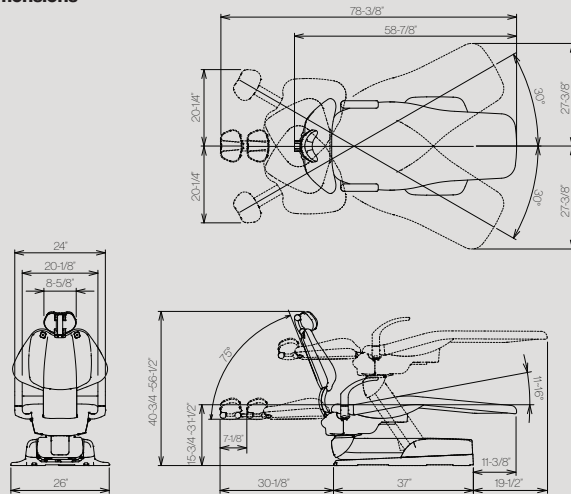


**Customized for your workspace, one stitch at a time.**

Discover the unparalleled quality and value of UltraLeather, Allante Free, and Maverick upholsteries—available in various styles to elevate any setting. These options represent the pinnacle of craftsmanship and design in upholstery.

Each line enhances the decor and delivers tangible benefits tailored to meet diverse preferences and demands, ensuring satisfaction across various applications. These materials provide distinctive solutions for upholstery needs.

#### Dimensions




#### ULTRALEATHER®



#### STANDARD VINYL ALLANTE FREE®



#### MAVERICK



UltraLeather combines luxury and resilience, making it perfect for high-traffic settings. Its superior durability ensures long-lasting elegance and performance, maintaining its pristine condition under demanding use.

Allante Free stands out with its eco-friendly, PVC-free design. It offers a sustainable option without sacrificing leather-like finesse and texture. It's ideal for those seeking environmentally conscious materials with luxury.

Maverick offers a robust yet elegant aesthetic, ideal for stylish and utilitarian environments. Its sophisticated look enhances any décor, blending durability with a refined appearance that appeals to modern tastes.



# Be

## **Evogue Traditional** Delivery Systems

### **Dynamic solutions for your evolving dental practice.**

Elevate treatment productivity with the EVOGUE dental delivery system. Smartly designed for easy controls and versatile motion, it adapts to evolving clinical needs while ensuring practitioner comfort. Its sleek, modern look adds sophistication to any office. Experience efficiency and enduring quality with the Evogue Traditional Delivery System.



## Your Toolkit for Dental Excellence.

### Empowering a higher standard of care.

From the initial concept to the final product, every aspect of the EVG Delivery System has been carefully considered to ensure optimal performance and user experience. Crafted with a seamless blend of convenience, accessibility, and modern design, the EVG Delivery System is tailored to meet the demands of today's bustling dental practices, setting a new benchmark for efficiency and functionality.

With easily accessible chair controls for swift adjustments, a pivoting head to accommodate diverse treatment angles, and a recessed HP holder bar ensuring organized tool storage, the EVG offers dentists unparalleled levels of efficiency, precision, and comfort in their daily practice. It's a comprehensive solution designed to elevate every aspect of dental care, empowering dentists to deliver exceptional treatment outcomes with confidence and ease.



Assystant's VAC PAC



The assistant instrument arm hose tender on traditional over-the-patient delivery models keep vacuum and syringe hoses off the floor, promoting a clean and tidy workspace.



Optional accessories, such as a micromotor, handpiece fiberoptics, and scaler can be seamlessly integrated onto the delivery head, reducing operator clutter.



## Effortless Operation, Exceptional Results.

The EVOGUE Delivery System shines with its pivoting doctor table, offering unparalleled ease and flexibility during procedures. Easy access to HP controls ensures swift adjustments, keeping procedures running smoothly. Strategically positioned assistant instrumentation and individual handpiece holders optimize ergonomics and accessibility. This cohesive integration streamlines operations, boosting productivity and enhancing patient care.





## Diverse Mounting Solutions, Versatile Operating Capabilities.

### PMU mount



Right handed

### Swing mount



Right handed

Left handed

### Chair Mounting Solutions to Fit Your Practice.

EVG Delivery Systems offer a range of chair mounting options designed to meet the diverse needs of every dental practice. Choose the over the patient delivery configuration for a classic setup with optional cuspidor, or opt for the left-right swing mount for unmatched adaptability, accommodating both left- and right-handed dentists. These choices prioritize comfort and efficiency, enhancing overall functionality and flexibility.



### Make the most of your space.

For practices focused on the optimization of treatment room space, the cabinet mount option seamlessly integrates into any layout, catering to practitioners of all handedness. This versatile choice enhances workflow and organization, while elevating the space's functionality and aesthetics.





Specification

Assistant's Instruments



Syringe



HVE



SE



Water bottle

Integrated options



Bien Air MX2 PLUS



Cavitron



Acteon SP Newtron  
piezo scaler with LED



Acteon SP Newtron  
piezo scaler without LED

Delivery Systems		Traditional Style
Convenient chair control touch pad		<input checked="" type="radio"/>
Tray holder (size: 290 x 190 mm)		-
Handpiece holder positions		3+Syringe
Handpiece instruments		
- 3x Midwest 4 holes turbine hose		<input checked="" type="radio"/>
- 1x Air/Water syringe		(standard spec)
Midwest 4-hole turbine hose with fiber optic		<input type="radio"/>
Bien Air micromotor system		<input type="radio"/>
Cavitron magnetostrictive scaler		<input type="radio"/>
Acteon SP Newtron piezo scaler with LED		<input type="radio"/>
Acteon SP Newtron piezo scaler without LED		<input type="radio"/>
Left/right conversion (swing mount delivery only)		<input checked="" type="radio"/>
Balance arm with air brake		<input checked="" type="radio"/>
2 Brake handles		<input checked="" type="radio"/>
Flushing system		<input checked="" type="radio"/>
Water system (2L bottle)		<input checked="" type="radio"/>
Junction box		<input checked="" type="radio"/>
Wet/Dry Foot Control		<input checked="" type="radio"/>

Assistant's Systems		
Left/right conversion (swing mount delivery only)		<input checked="" type="radio"/>
Breakaway assistant arm		<input checked="" type="radio"/>
Handpiece instruments		
- 1x high volume evacuation (HVE)		<input checked="" type="radio"/>
- 1x saliva ejector (SE)		<input checked="" type="radio"/>
- 1x Air/Water syringe		<input checked="" type="radio"/>
- 1x option (2nd HVE)		<input type="radio"/>
Rotating cuspidor bowl, porcelain (OTP delivery only)		<input type="radio"/>
1/4 Water Quick Disconnect with outlet flow control		<input checked="" type="radio"/>
1/4 Air Quick Disconnect		<input checked="" type="radio"/>

Accessories		
Monitor swing arm and mount (swing mount delivery only)		<input type="radio"/>

☒ standard ☐ option

# Be

## **Bel Nova** Dental Light

---

### **Innovation meets illumination.**

Illuminate your dental practice with the Bel-Nova dental light, engineered to provide unparalleled precision and comfort during procedures. This innovative light features powerful array of six LED lights to ensure optimal illumination and clear visibility. Say goodbye to shadows and eye strain, as the Bel-Nova's forward-thinking design delivers precise lighting without compromising on comfort.

See your practice in a new light with the Bel-Nova dental light, where brightness, efficiency, and quality shine.



## Out of shadows The Belmont standard

Belmont's Bel-Nova boasts an advanced six-LED array, optimizing patient treatment and composite work. Its oval lighting pattern ensures precise illumination without eye discomfort, emitting less heat than traditional bulbs.



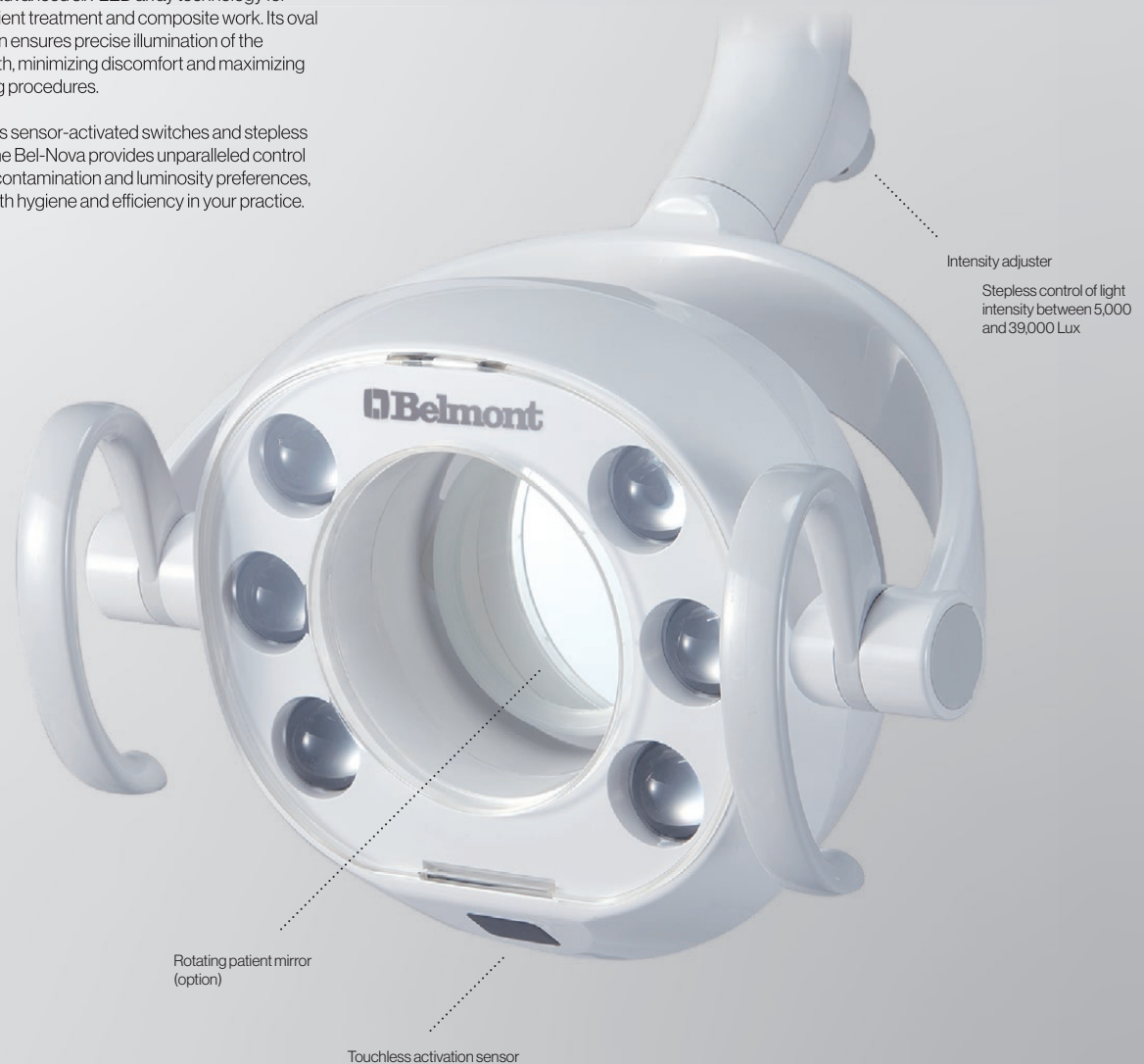
Enhance patient safety and confidence while maintaining a clean treatment environment with the Bel-Nova. From touchless sensor-activation to hygiene covers, this advanced light is designed to minimize surface contamination and promote optimal hygiene standards in your practice.



### Lighting the way.

Illuminate your dental practice with the Bel-Nova dental light, offering advanced six-LED array technology for optimized patient treatment and composite work. Its oval lighting pattern ensures precise illumination of the patient's mouth, minimizing discomfort and maximizing visibility during procedures.

With touchless sensor-activated switches and stepless technology, the Bel-Nova provides unparalleled control over surface contamination and luminosity preferences, enhancing both hygiene and efficiency in your practice.





## Mounting Options



Unit Mounted  
Light attached to Left-Right delivery system



Ceiling Mounted



Track Mounted



Post Mounted

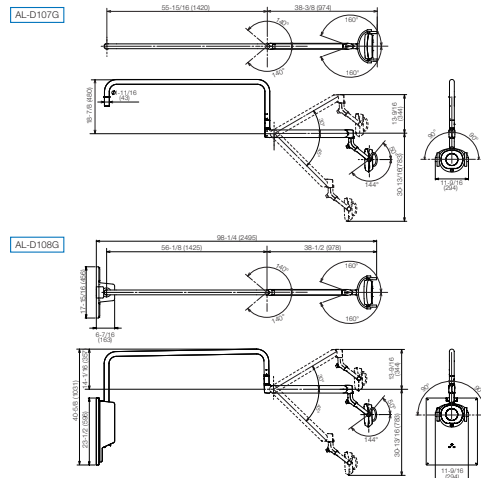


Cabinet Mounted



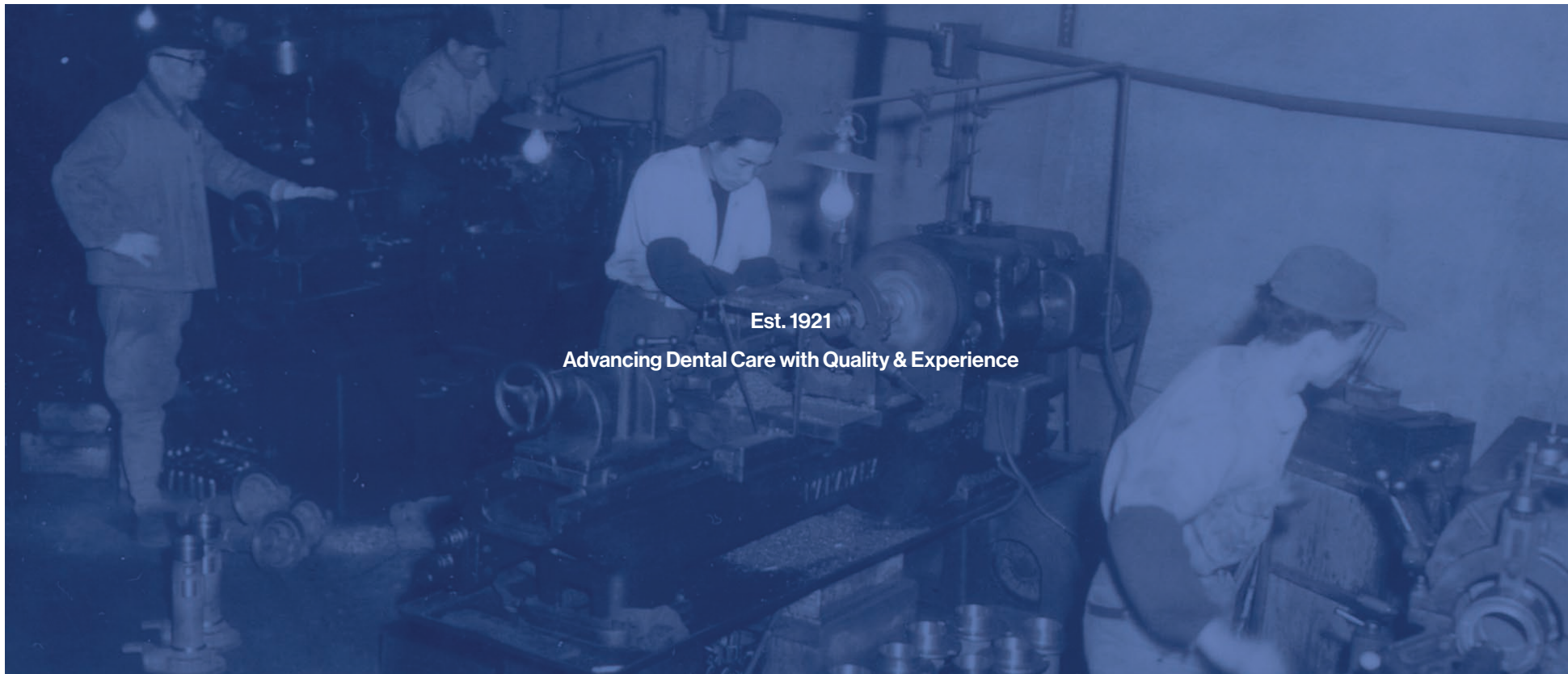
Wall Mounted

## Dimensions



Discover versatility with the Bel-Nova Dental Light, available in six mounting styles: ceiling, track, post, cabinet, and wall. Crafted for seamless integration, each option offers tailored solutions for your practice layout.





Est. 1921

Advancing Dental Care with Quality & Experience

 **Belmont**

Belmont Equipment  
Takara Company Canada Ltd.

101 Belmont Drive, Somerset, NJ 08873  
2455 Meadowvale Boulevard, Mississauga, Ontario, L5N 5S2

(800) 223-1192 [www.belmontequip.com](http://www.belmontequip.com)

(800) 268-5351 [www.belmont.ca](http://www.belmont.ca)

The specifications and colors are subject to change without notice.